

Sunflower Children's Hospice

Renovations undertaken in 2016



This front garden used to have the best lawn for the children to play on.....



...but the drought of the past couple of years had killed off almost all the grass .



The brick paving has replaced the uneven and dusty hard earth and gives a surface on which the little ones can ride their scooters and toys



... while the artificial grass provides a cooler and softer surface for them to walk and play on.



This side garden still needs to be replanted with grass and is a cool area for the children to sit in during the heat of the day.



Two second-hand air conditioners donated by a local hotel have been placed in this 'west facing' office and one of the bedrooms which is making a huge difference

The sunflowers on this commemorative wall contain the names of just some of the children that have died over the years , either in this house or in the community.



This is the sister's 'old' office and control centre for the in-patient unit. Shabby with patched carpeting and wiring all over the floor and walls .



While the painting is completed , the replacement of the old carpeting with lovely wood strip flooring and new curtains have been hung , the finishing touches and tidying up has still to be completed.



*This is the first of three bedrooms holding six children out of the total of around fourteen in the house at any one time .
Carpeting in need of replacement and general re-decorating required .*



The same 'new look' bedroom after the revamp !



All old telephone and 'questionable' cabling was removed and all the old plugs and light switches replaced with new.



All the art work and decorations were provided and installed by the volunteers




Busi shows her
delight with her new
surroundings .



This old enclosed verandah has become the 'second' bedroom' for five little ones




After the re-vamp with new carpeting and curtains as well as re-painted cots



... which opens out onto the front garden.



The third bedroom had three beds and had become rather shabby and in need of a revamp.



This bedroom is now home to three slightly older girls and appropriately decorated!







This small unused room had become somewhat of a dumping ground for odd bits and pieces



... and no longer used electrical equipment.



*It has now become a useful
consulting room for
discussions with visiting
parents or guests*





This general living space had become a little colourful over the years



... and somewhat disorganized !



*But has now been transformed into a more colour co-ordinated and relaxing area .
Furniture has been recovered and new curtains hung*



... and this corner of the room a little less 'cluttered' but work still in progress.



The kitchen was indeed the biggest challenge. Obviously the busiest space throughout the day, it had become somewhat tired and dilapidated



... many floor tiles were now cracked or broken, cupboard doors coming off their hinges and rotting woodwork around the sink.



Counter tops had become cluttered and stove very shabby after many years of continual use.



The kitchen was completely stripped of all its interior , ceiling , cupboards , tiles , plumbing and floor covering . The removal of the ceiling was a late request in order to replace the very old water geyser . This proved a little ambitious even with the ceiling removed and we resorted to fitting a new water heater on the outside of the building rather than in the roof.



A huge job well executed and done in very little time

A kitchen with white cabinets and a black countertop. A person wearing a red long-sleeved shirt and a blue hairnet is standing at the stove, facing away from the camera. On the countertop, there is a large silver electric kettle, a white pot, a blue toaster, a large clear plastic bottle of oil, and a blue box. A black microwave is mounted on the wall above the counter. In the foreground, there is a wooden dining table with a patterned tablecloth and four wooden chairs. A white door is visible on the right side of the frame.

***And hey , presto ... one spanking new kitchen !!
Even a brand new and larger stove thanks to a generous donation from the agency of a
national manufacturer who added a new twin tub washing machine as well.***



*But the work is not over yet .
This large airconditioned cabin is used by the
occupational and physio therapy students for their
work with the children and now needs to be
upgraded with storage space and floor covering.*



This newly donated shed has to have electricity installed and interior insulation fitted.



But we're convinced that with the continued support of these wonderful young ladies, the wives and girl-friends of the Cheetahs, the job will be completed this year.